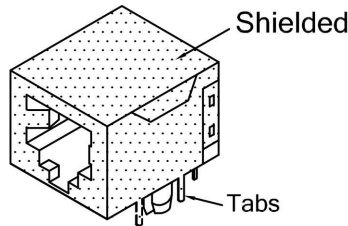
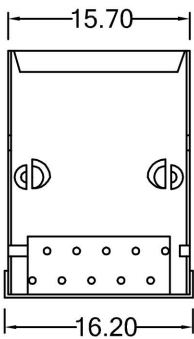
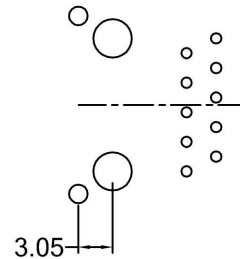


PCB LAYOUT / TOP VIEW / R3.05



Position	Contact	A
6P	2C/4C/6C	9.90
8P	4C/6C/8C	11.95
10P	10C	11.95

UNIT: m / m TOL.: +/- 0.15



PCB LAYOUT / TOP VIEW / F3.05

MATERIAL & FINISH

Housing & Insert: PBT. UL94V-0, black
 Contact: 0.35 x 0.42 mm phosphor bronze,
 Gold plated over nickel on contact area,
 Tin plated over nickel on solder area.
 Shield: 0.25 mm bronze nickel plated.

ELECTRICAL

Voltage Rating : 125 V
 Current Rating : 1.5 A
 Contact Resistance : 30 milliohms max.
 Insulation Resistance : 500 megaohms min.
 Dielectric Withstanding Voltage : 1000 V

ORDERING INFORMATION

S280 **a** **b** **c** **d** **e** (**f**)
 (N)
 position
 (6P,8P or 10P)
 contact
 (4C,6C,8C or 10C)
 gold plating
 (06,15,30 or 50) u"
 tab position
 (R3.05 or F3.05)
 housing color
 (BK) black

